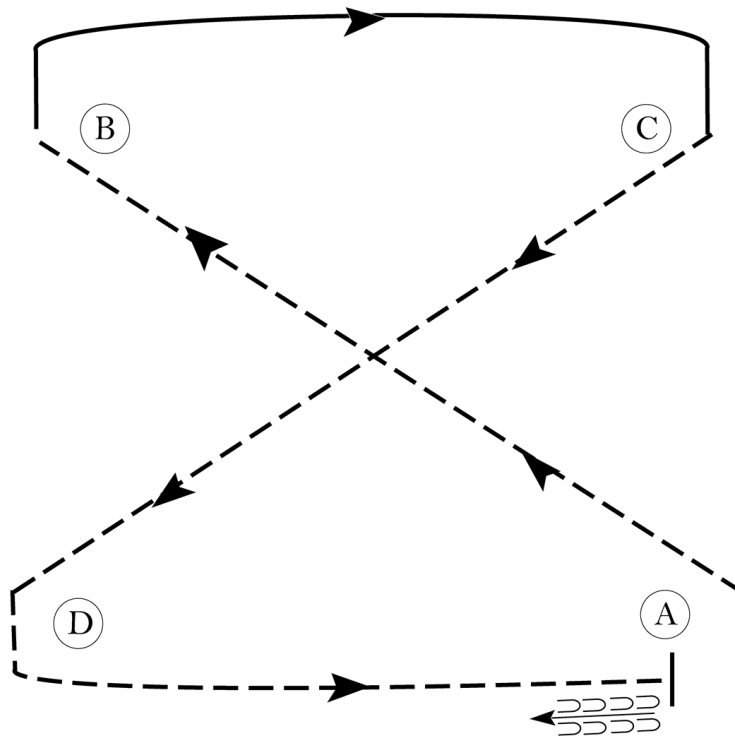


L1 Equitation & 13 & Under & Open Show Youth/Adult

Show Date: 04/28-29/18

w w w . H o r s e S h o w P a t t e r n s . c o m

w w w . H o r s e S h o w P a t t e r n s . c o m



Be ready at A.

1. Posting trot on the left diagonal to B.
2. Canter on the right lead to and around C.
3. Posting trot on the right diagonal to D.
4. Sitting trot to A.
5. Halt at A and back approximately one horse length.

Exit at a sitting trot.

| | |
|---------------|-------------|
| Walk | ----- |
| Trot | - - - - - |
| Extended Trot | — — — — — |
| Canter | ————— |
| Leg Yield | |
| Lead Change | — / — |
| Back | ←←← |
| Marker | Ⓚ |
| Sidepass | ← - - - - ← |
| Hand Gallop | — — — — — |

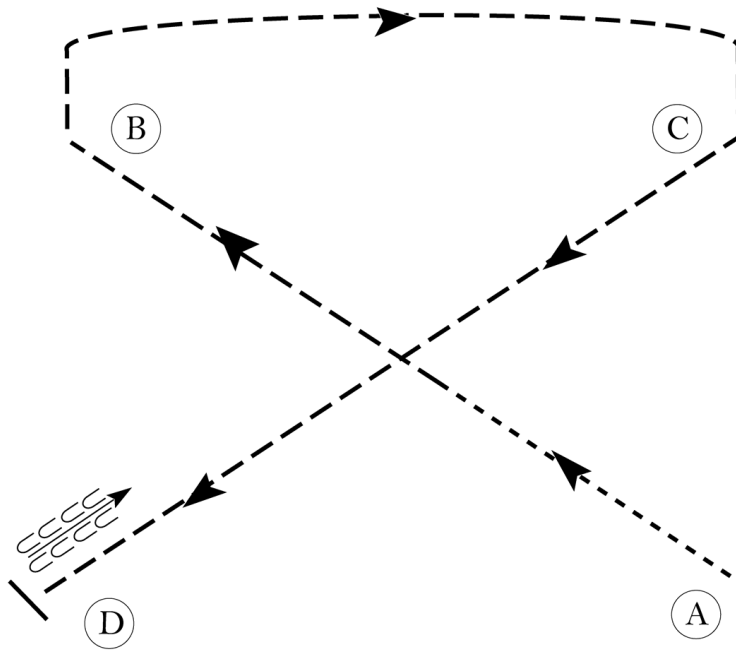
[HSE/1-24]

Pattern Provided by:

Judges

Small Fry Equitation

Show Date: 04/28-29/18



Be ready at A.

1. Walk 1/2 way to B.
2. Posting trot on the left diagonal to B.
3. Sitting trot to C.
4. Posting trot on the right diagonal to D.
5. Halt at D and back approximately one horse length.

Exit at a sitting trot.

| | |
|---------------|-----------|
| Walk | ----- |
| Trot | - - - - - |
| Extended Trot | — — — — |
| Canter | ————— |
| Leg Yield | |
| Lead Change | — / — |
| Back | ←←←←← |
| Marker | Ⓚ |
| Sidepass | ← — — — ← |
| Hand Gallop | — — — — |

[HSE/WT-24]

Pattern Provided by:

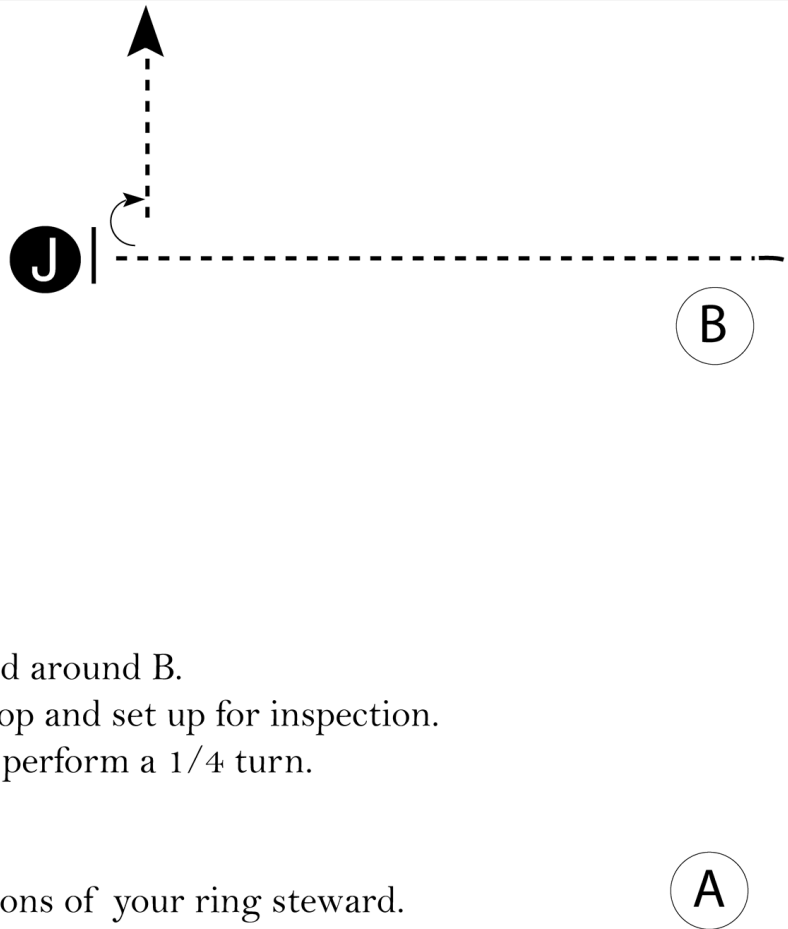
Judges

Small Fry Showmanship

Show Date: 04/28-29/18

w w w . H o r s e S h o w P a t t e r n s . c o m

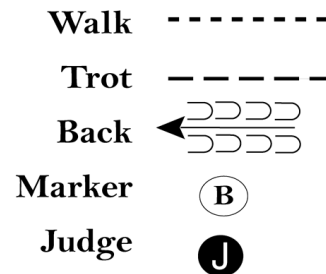
w w w . H o r s e S h o w P a t t e r n s . c o m



Be ready at A.

1. Trot from A to and around B.
2. Walk to Judge, stop and set up for inspection.
3. When dismissed, perform a 1/4 turn.
4. Exit at a walk.

Follow the instructions of your ring steward.



[S/WT-38]

Pattern Provided by:

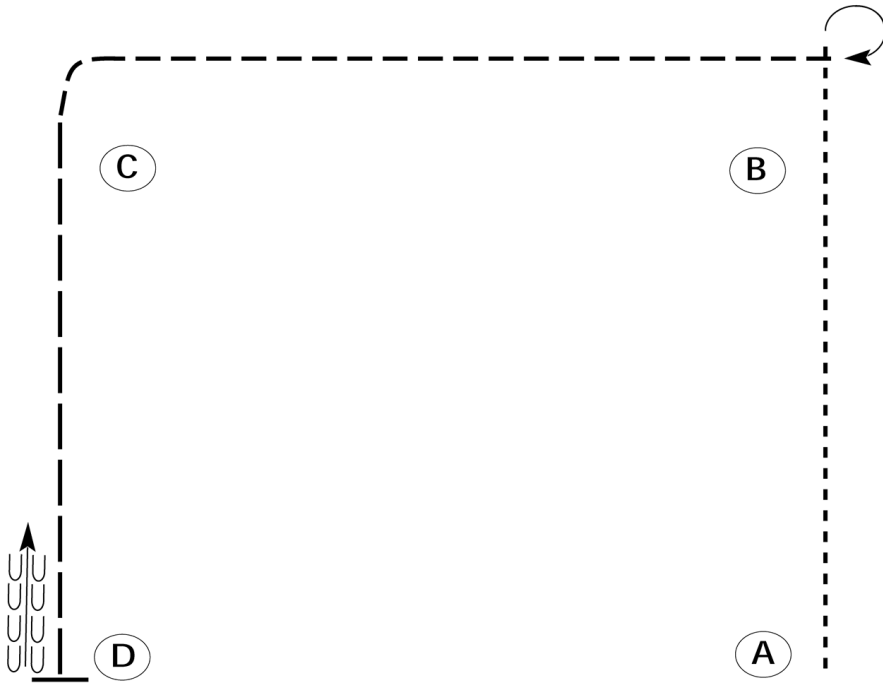
Judges

Small Fry Horsemanship

Show Date: 04/28-29/18

www.HorseShowPatterns.com

www.HorseShowPatterns.com



Be ready at A.

1. Walk from A to B.
2. Stop past B and execute a 270 degree turn to the right.
3. Jog from B around C.
4. Extend the jog from C to D.
5. Stop at D and back one horse length.

Please exit at a jog.

| | |
|--------------|---------|
| Walk | ----- |
| Jog | ----- |
| Extended Jog | ----- |
| Lope | ————— |
| Leg Yield | |
| Lead Change | —/— |
| Back | ←←←←← |
| Marker | ⊙ B |
| Sidepass | ←-----→ |

[WH/WT-23]

Pattern Provided by:

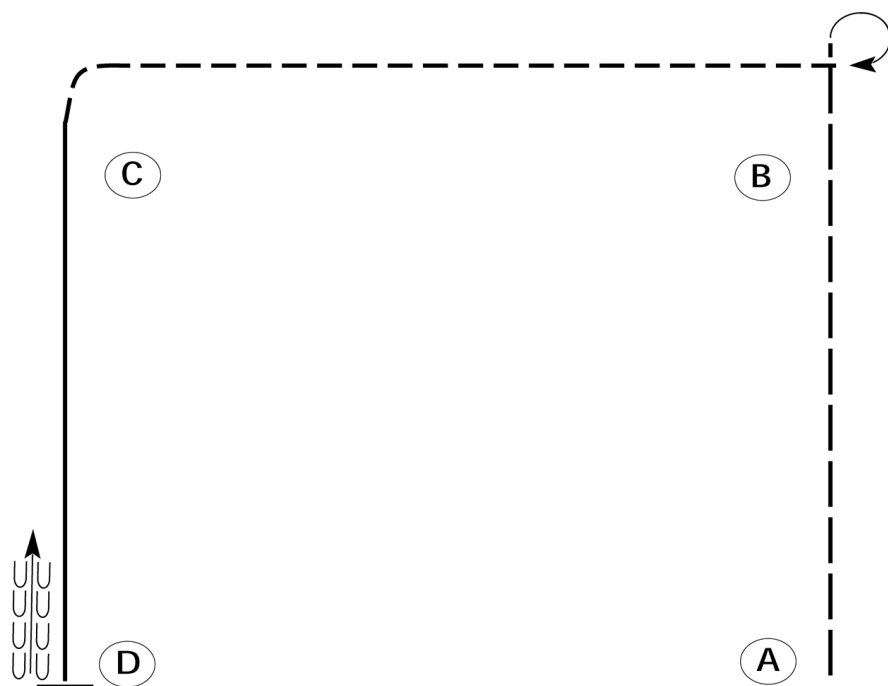
Judges

L1 Horsemanship & 13 & Under & Open Show Youth/Adult

Show Date: 04/28-29/18

w w w . H o r s e S h o w P a t t e r n s . c o m

w w w . H o r s e S h o w P a t t e r n s . c o m



Be ready at A.

1. Extended jog from A to B.
2. Stop past B and execute a 270 degree turn to the right.
3. Jog from B around C.
4. Lope on the left lead from C to D.
5. Stop at D and back one horse length.

Please exit at a jog.

| | |
|---------------------|---------|
| Walk | ----- |
| Jog | ----- |
| Extended Jog | ----- |
| Lope | ————— |
| Leg Yield | |
| Lead Change | —/— |
| Back | ←←←←← |
| Marker | ⊙ B |
| Sidepass | ←-----→ |

[WH/1-23]

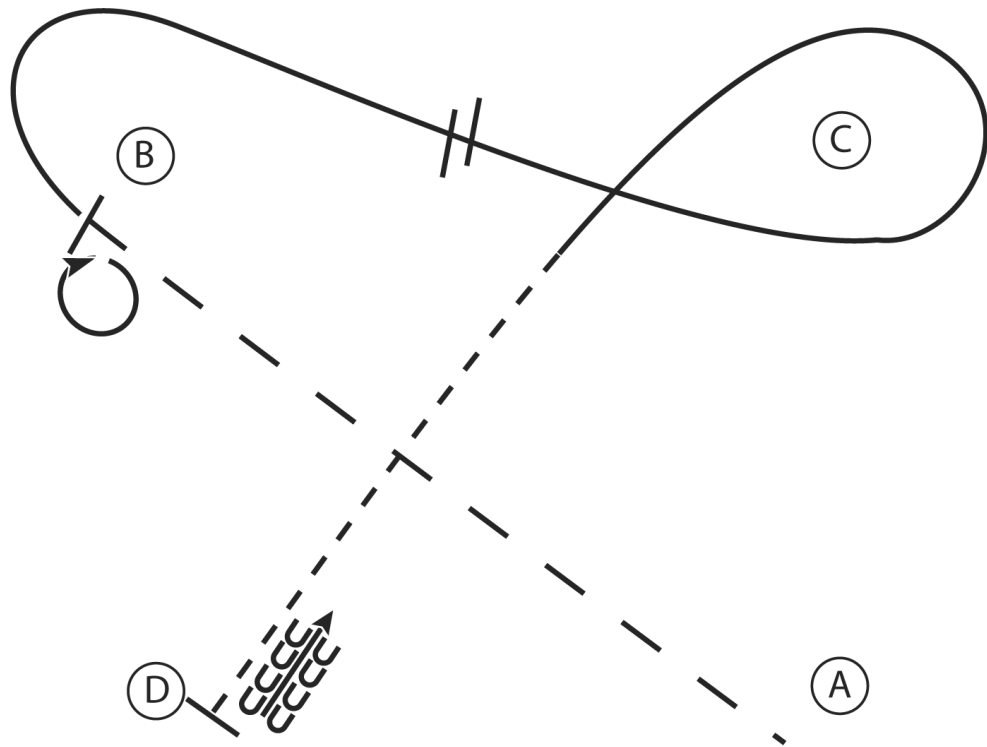
Pattern Provided by:
Judges

14-18 Youth/Amateur/Select Horsemanship

Show Date: 04/28-29/18

w w w . H o r s e S h o w P a t t e r n s . c o m

w w w . H o r s e S h o w P a t t e r n s . c o m



1. Extend the jog A to B
2. Stop at B and perform a 360 degree turn to the right
3. Lope on the right lead around B
4. Half way between B and C change leads and continue to and around C
5. Jog halfway between C and D
6. At D stop and back

| | |
|--------------|------------|
| Walk | |
| Jog | ----- |
| Extended Jog | ----- |
| Lope | ————— |
| Leg Yield | |
| Lead Change | —/— |
| Back | ←←← ←←← |
| Marker | Ⓟ |
| Sidepass | ←-----→ |

[WH/2-27]

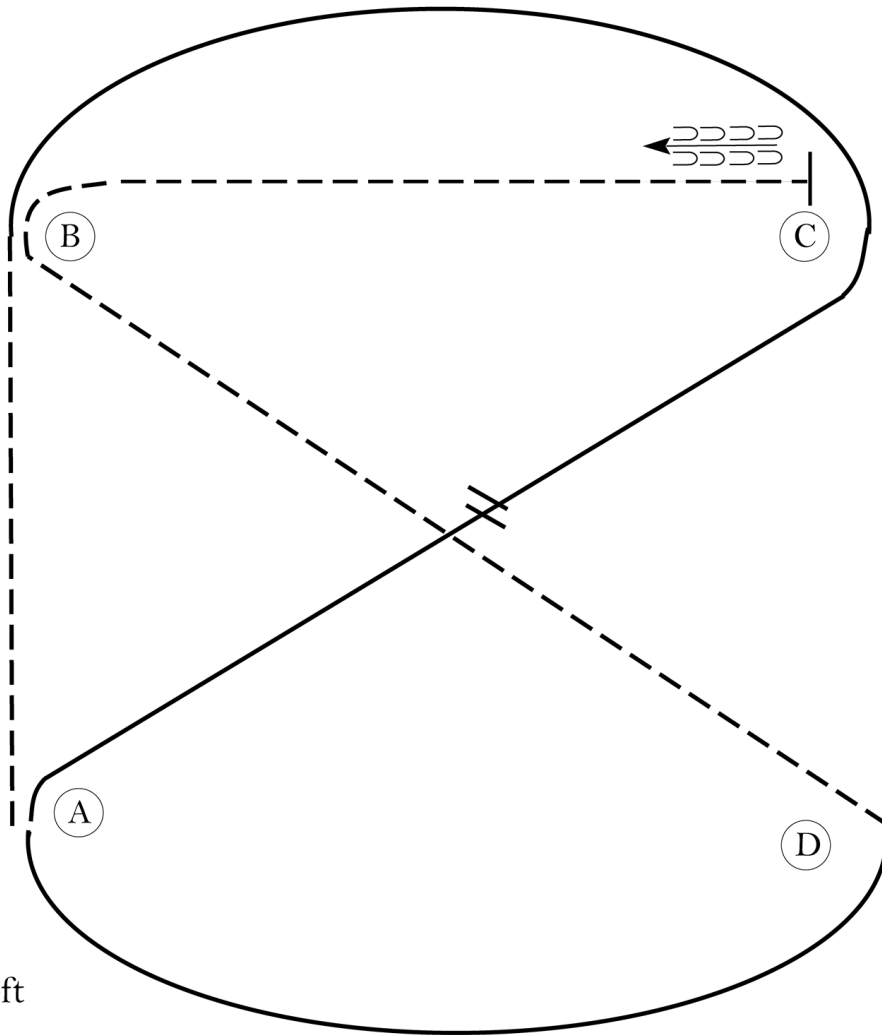
Pattern Provided by:
Judges

14-18 Youth/Amateur/Select Equitation

Show Date: 04/28-29/18

www.HorseShowPatterns.com

www.HorseShowPatterns.com



Be ready at A.

1. Trot on the left diagonal to B.
2. Canter on the right lead to and around C and half way to A.
4. Change leads between C and A.
5. Canter around A and to D.
6. Trot on the right diagonal from D to B.
7. Trot in a two-point position to C.
8. Stop at C and back approximately one horse length.

Walk off and follow the directions of your ring steward.

| | |
|---------------|-----------|
| Walk | ----- |
| Trot | - - - - - |
| Extended Trot | — — — — |
| Canter | ————— |
| Lead Change | |
| Back | |
| Marker | |
| Hand Gallop | ————— |

[HSE/2-52]

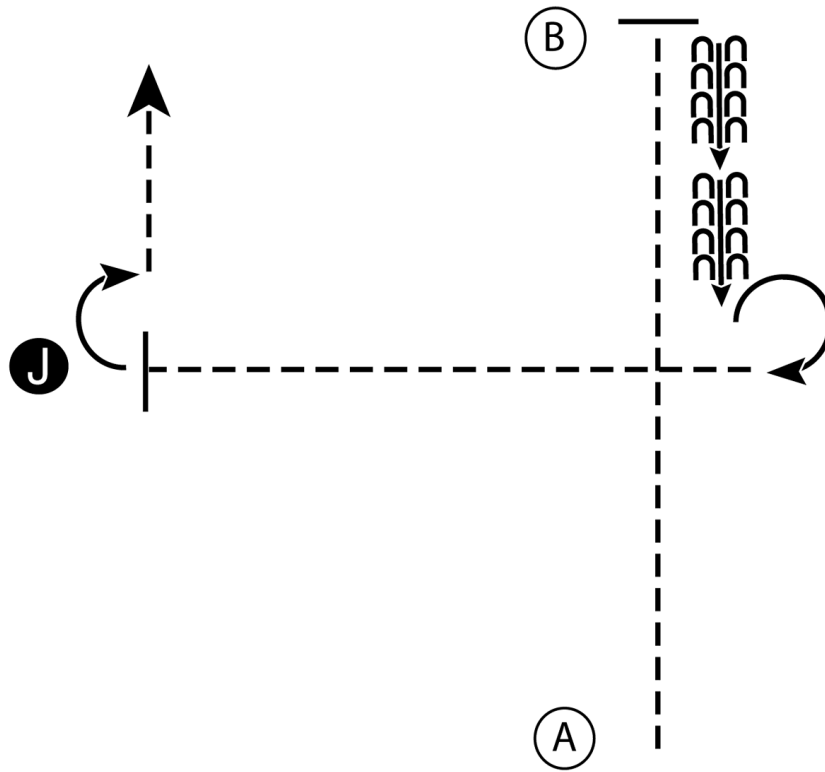
Pattern Provided by:
Judges

L1 Showmanship & 13 & Under & Open Show Youth/Adult

Show Date: 04/28-29/18

w w w . H o r s e S h o w P a t t e r n s . c o m

w w w . H o r s e S h o w P a t t e r n s . c o m



1. Trot A to B
2. Stop at B and back halfway to A
3. Stop and perform a 270 degree turn
4. Trot to judge and set up for inspection
5. When dismissed perform a 90 degree turn and trot away from judge

Walk
 Trot - - - - -
 Back ← [Back Pattern]
 Marker (B)
 Judge (J)

[S/2-3]

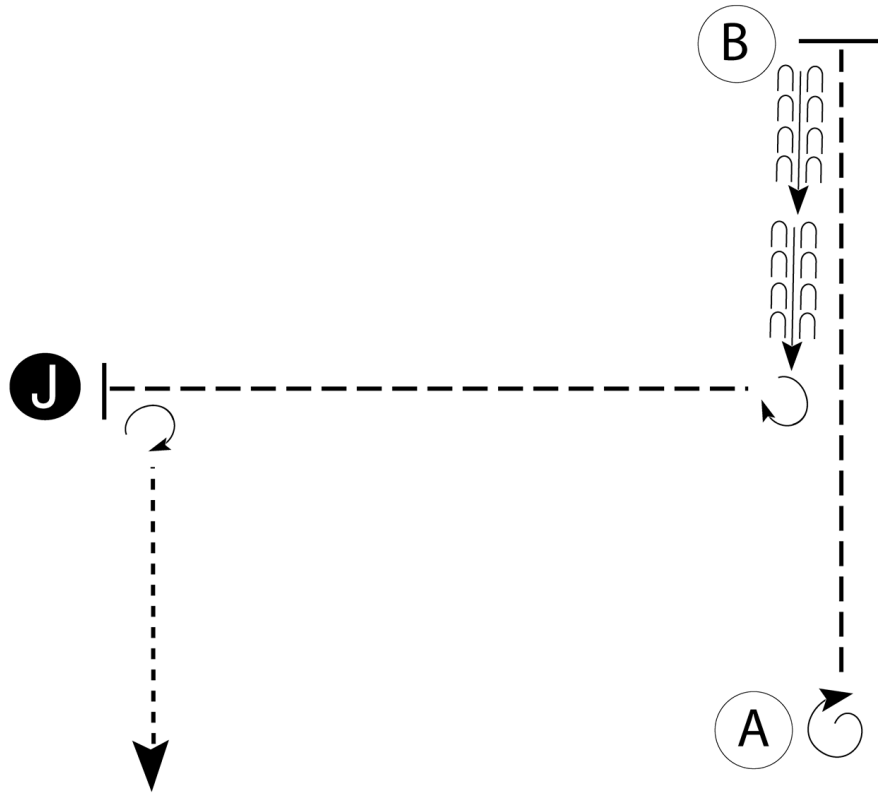
Pattern Provided by:
Judges

14-18 Youth/Amateur/Select Showmanship

Show Date: 04/28-29/18

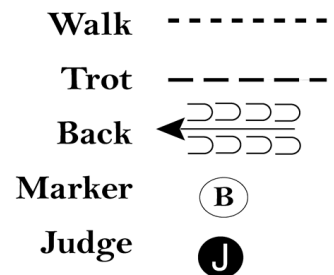
w w w . H o r s e S h o w P a t t e r n s . c o m

w w w . H o r s e S h o w P a t t e r n s . c o m



Be ready at A.

1. When acknowledged, perform a 360 degree turn.
2. Trot to B.
3. Stop at B and back.
4. Perform a 270 degree turn.
5. Trot to judge.
6. Stop and set up for inspection.
7. When dismissed, perform a 270 degree turn.
8. Walk straight away from judge.



Follow the instructions of your ring steward.

[S/3-45]

Pattern Provided by:

Judges