

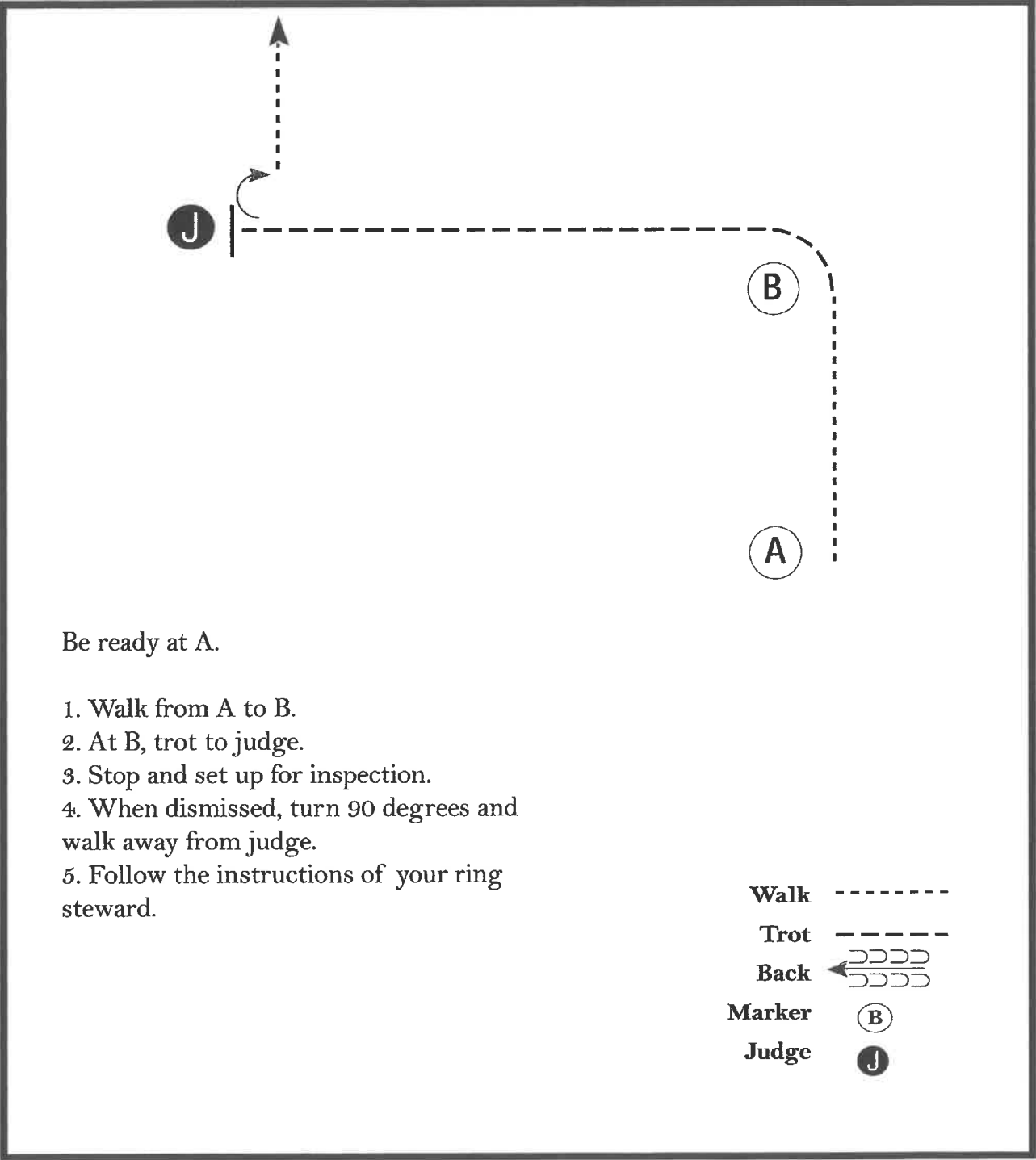
# Centre Hall AQHA Level 1 & Open Show

## Showmanship (Small Fry/Pee Wee W/T)

Show Date: 08-04-2017

www.HorseShowPatterns.com

www.HorseShowPatterns.com



[S/WT-11]

Pattern Provided by:  
*Dave Phillips*

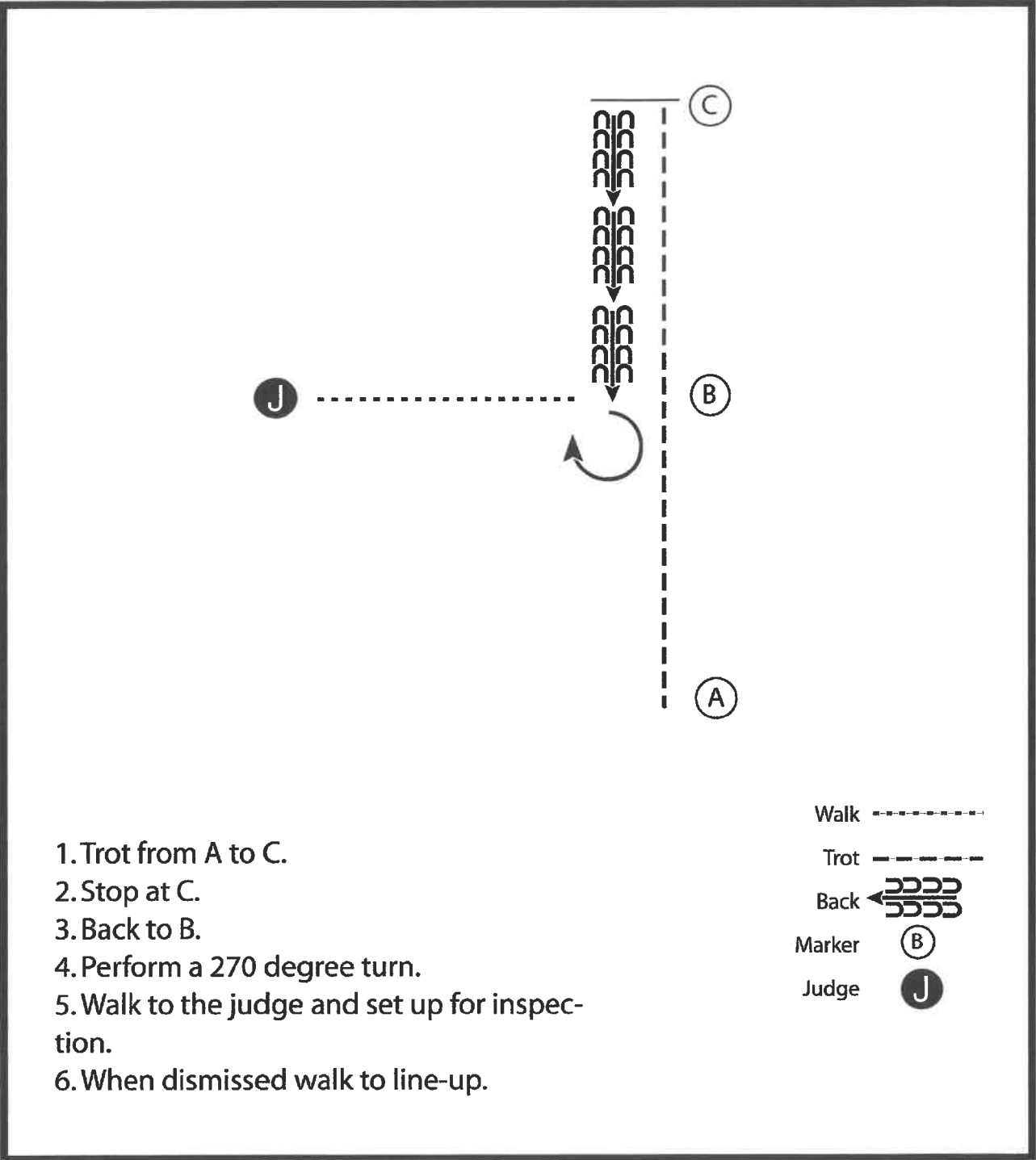
# Centre Hall AQHA Level 1 & Open Show

## Showmanship (AQHA Level 1 Select / Open Youth & Adult)

Show Date: 08-04-2017

www.HorseShowPatterns.com

www.HorseShowPatterns.com



[S/1-3]

Pattern Provided by:

*Dave Phillips*

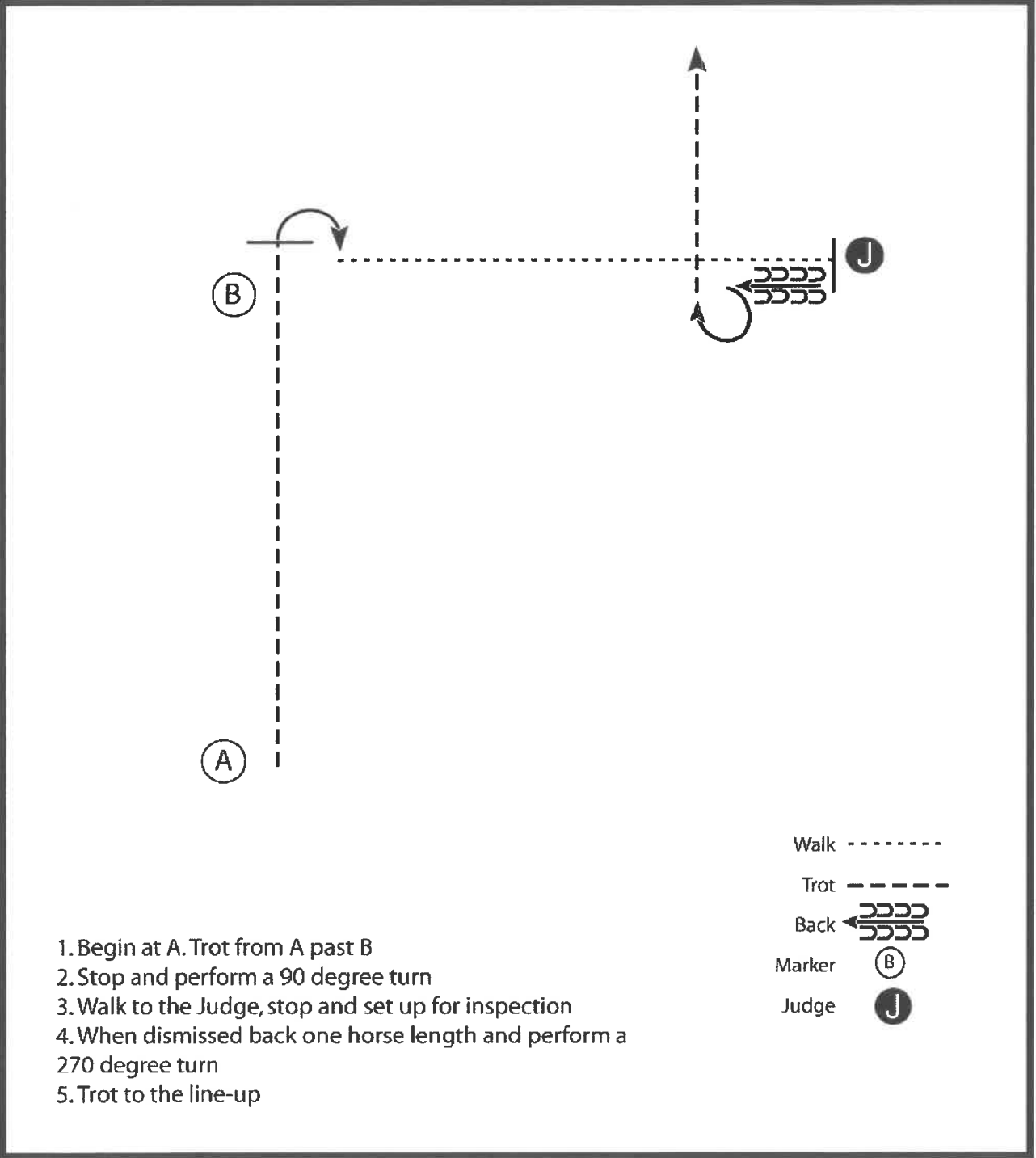
# Centre Hall AQHA Level 1 & Open Show

## Showmanship (AQHA Level 1 Youth & Amateur)

Show Date: 08-04-2017

www.HorseShowPatterns.com

www.HorseShowPatterns.com



1. Begin at A. Trot from A past B
2. Stop and perform a 90 degree turn
3. Walk to the Judge, stop and set up for inspection
4. When dismissed back one horse length and perform a 270 degree turn
5. Trot to the line-up

- Walk ..... (dotted line)
- Trot - - - - - (dashed line)
- Back ← (line with three sets of curved arrows)
- Marker (B) (circle with B)
- Judge (J) (circle with J)

[S/WT-3]

**Pattern Provided by:**  
*Dave Phillips*

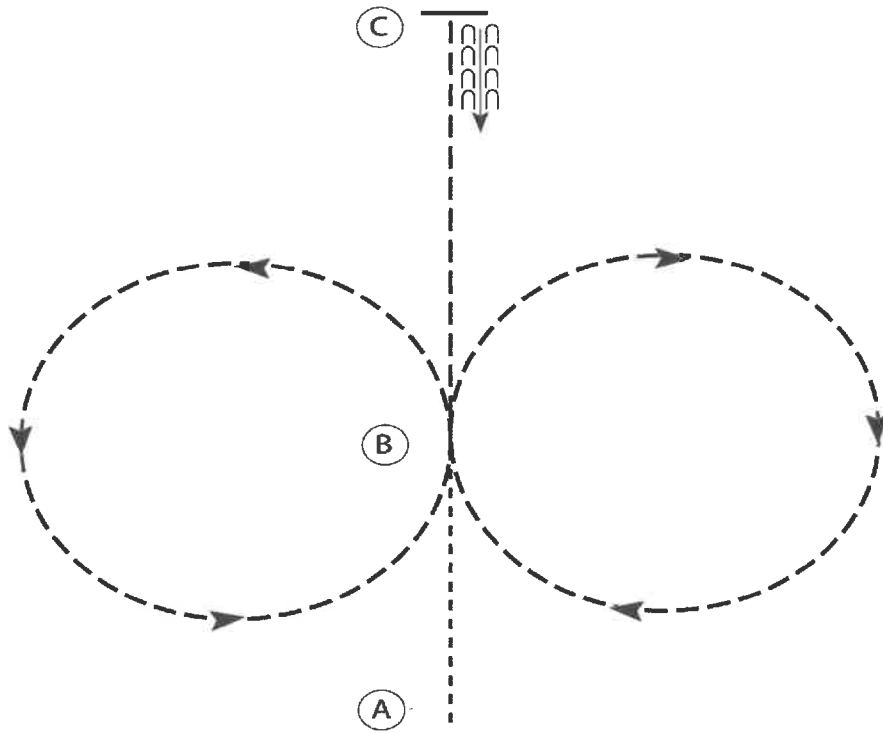
# Centre Hall AQHA Level 1 & Open Show

## Hunt Seat Equitation (Small Fry/Pee Wee W/T)

Show Date: 08-04-2017

www.HorseShowPatterns.com

www.HorseShowPatterns.com



1. Walk A to B.
2. At B posting trot a circle to the right on the proper diagonal.
3. At B posting trot a circle to the left on the proper diagonal.
4. At B sitting trot to C.
5. At C stop and back approximately one horse length.

Walk	-----
Trot	- - - - -
Extended Trot	_____
Canter	=====
Leg Yield	
Lead Change	—/—
Back	←←←←←
Marker	Ⓚ
Sidepass	←←←←←
Hand Gallop	=====

[HSE/WT-5]

Pattern Provided by:  
*Dave Phillips*

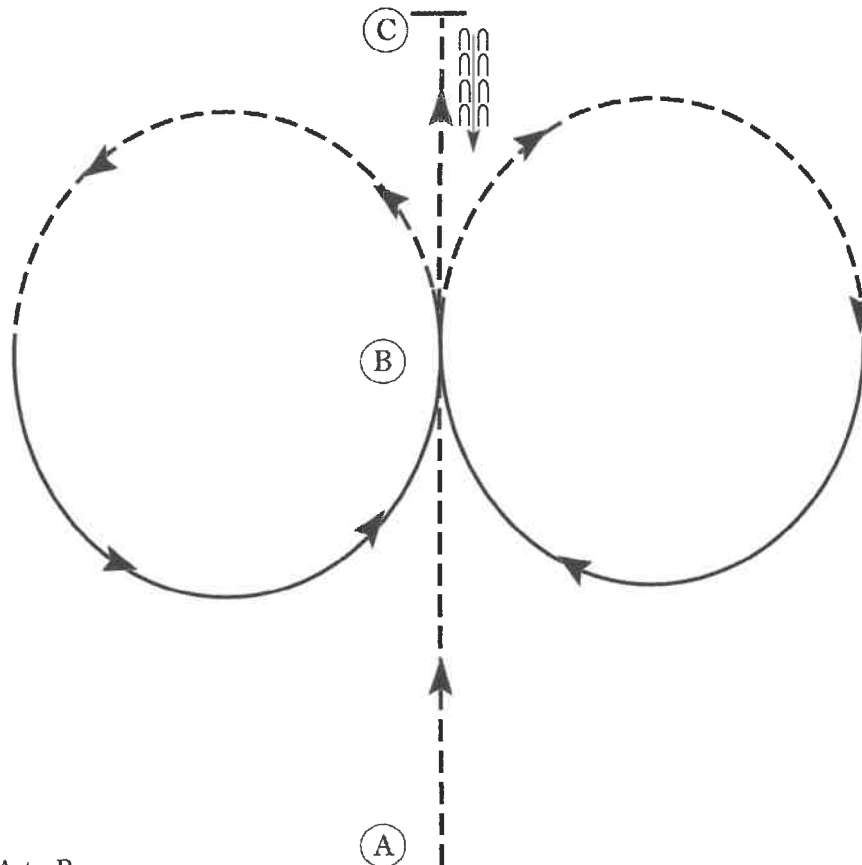
# Centre Hall AQHA Level 1 & Open Show

## Hunt Seat Equitation (AQHA Level 1 Youth & Amateur)

Show Date: 08-04-2017

W W W . H O R S E S H O W P A T T E R N S . C O M

W W W . H O R S E S H O W P A T T E R N S . C O M



1. Sitting trot A to B
2. At B posting trot on the left diagonal in a half circle.
3. Canter on the right lead back to B. .
4. Posting trot on the right diagonal in a half circle.
5. Canter on the left lead back to B.
6. Sitting trot to C.
7. Stop at C and back approximately one horse length.

Exit at a sitting trot.

Walk	-----
Trot	- - - - -
Extended Trot	-----
Canter	-----
Leg Yield	
Lead Change	
Back	←←←←←
Marker	(B)
Sidepass	←←←←←
Hand Gallop	-----

[HSE/2-21]

Pattern Provided by:

*Dave Phillips*

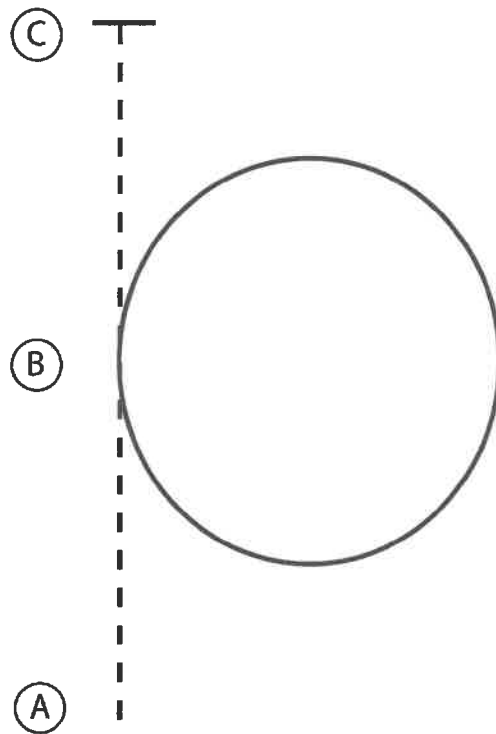
# Centre Hall AQHA Level 1 & Open Show

Hunt Seat Equitation (AQHA Level 1 Select /Open Youth & Adult)

Show Date: 08-04-2017

www.HorseShowPatterns.com

www.HorseShowPatterns.com



1. Posting trot on the left diagonal A to B
2. At B canter a circle to the right on the right lead
3. At B posting trot on the right diagonal to C
4. Stop at C

Walk	.....
Trot	- - - - -
Extended Trot	- - - - -
Canter	—————
Leg Yield	
Lead Change	↙ ↘
Back	← ← ← ← ←
Marker	⊙
Sidepass	← →

[HSE/1-15]

Pattern Provided by:  
*Dave Phillips*

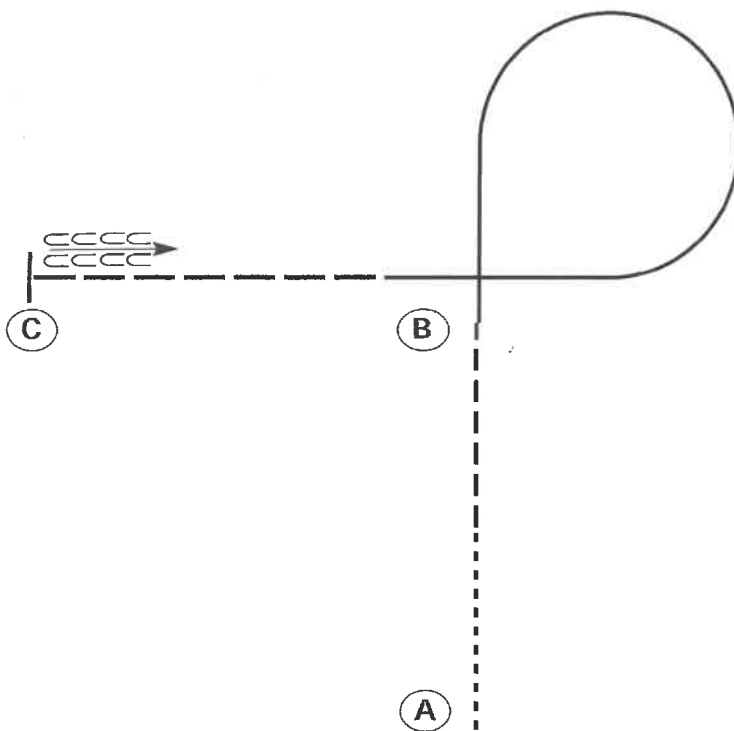
# Centre Hall AQHA Level 1 & Open Show

Western Horsemanship (AQHA Level 1 Select / Open Youth & Adult)

Show Date: 08-04-2017

www.HorseShowPatterns.com

www.HorseShowPatterns.com



Be ready at A.

1. Walk from A 1/2 way to B.
2. Jog the rest of the way to B.
3. Lope a circle to the right.
4. Perform an extended jog from B to C.
5. Stop at C and back one horse length.

Retire to the rail or line up at a jog.

Walk	.....
Jog	-----
Extended Jog	-----
Lope	—————
Leg Yield	
Lead Change	—/—
Back	←←←←←
Marker	(B)
Sidepass	←←←←←

[WH/1-25]

Pattern Provided by:

*Dave Phillips*

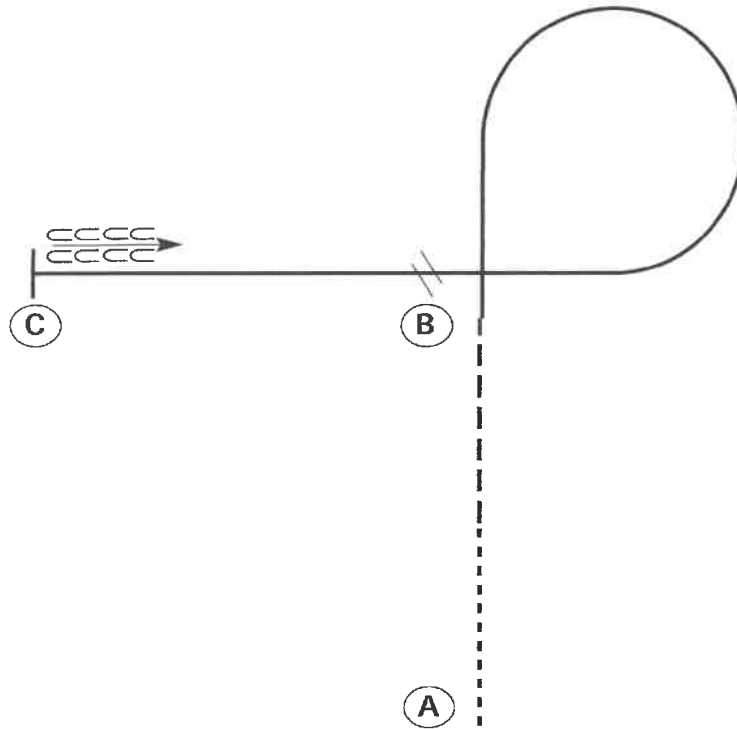
# Centre Hall AQHA Level 1 & Open Show

## Western Horsemanship (AQHA Level 1 Youth & Amateur)

Show Date: 08-04-2017

www.HorseShowPatterns.com

www.HorseShowPatterns.com



Be ready at A.

1. Walk from A 1/2 way to B.
2. Jog the rest of the way to B.
3. Lope a circle to the right.
4. Change leads at B.
5. Lope on the left lead to C.
6. Stop at C and back one horse length.

Retire to the rail or line up at a jog.

Walk	.....
Jog	-----
Extended Jog	-----
Lope	—————
Leg Yield	
Lead Change	///
Back	← C C C C ← C C C C
Marker	⊙ B
Sidepass	←-----→

[WH/2-25]

Pattern Provided by:  
*Dave Phillips*



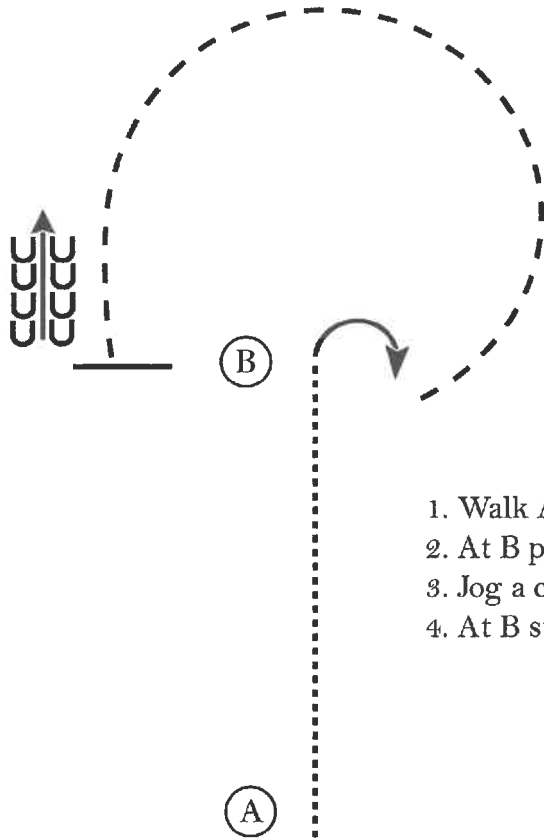
# Centre Hall AQHA Level 1& Open Show

## Western Horsemanship (Small Fry/Pee Wee W/T)

Show Date: 08-04-2017

www.HorseShowPatterns.com

www.HorseShowPatterns.com



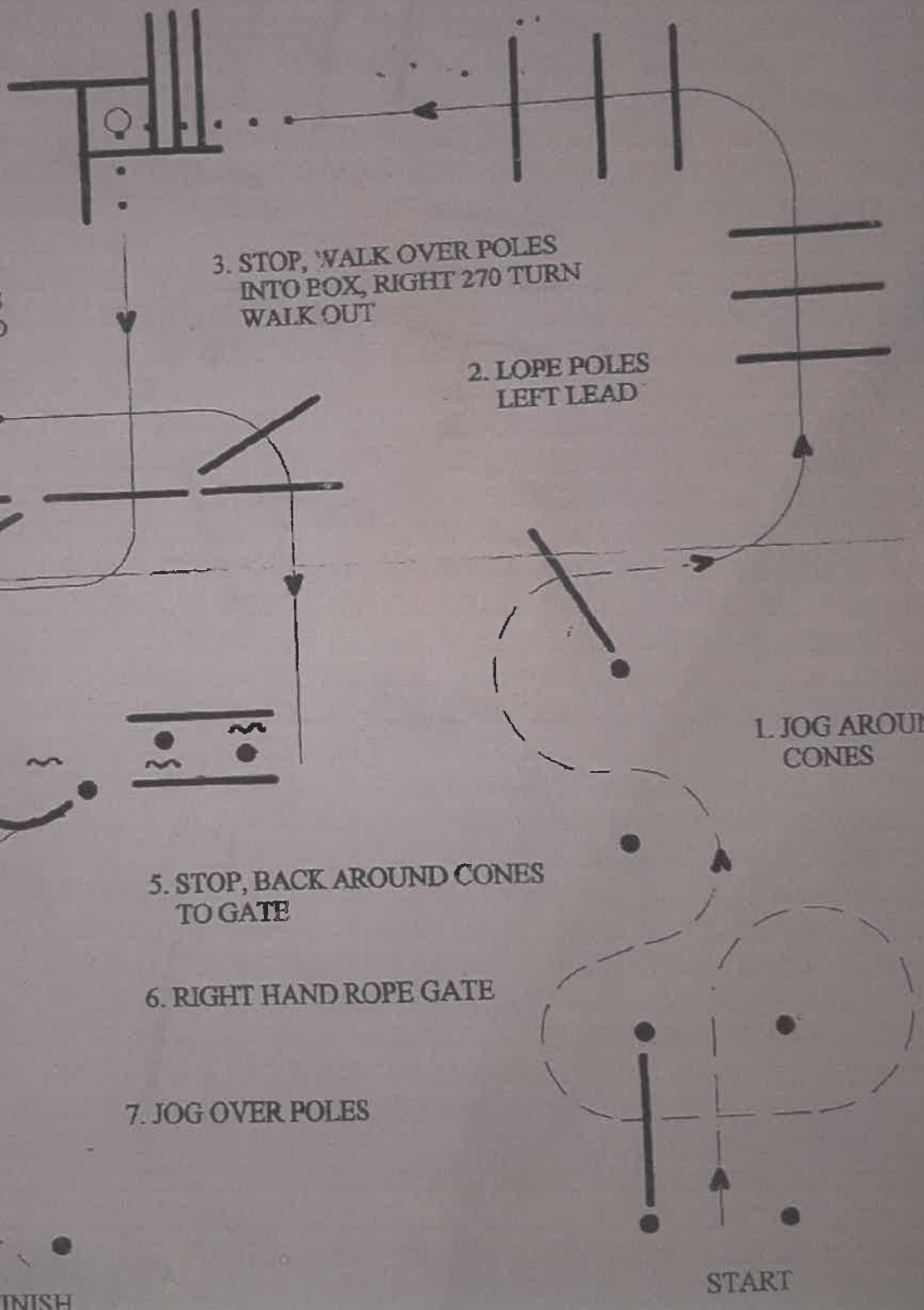
1. Walk A to B
2. At B perform a 90 degree turn to the right
3. Jog a circle around B
4. At B stop and back 4 steps

Walk	.....
Jog	-----
Extended Jog	-----
Lope	————
Leg Yield	
Lead Change	↗↘
Back	←←←←
Marker	⊙
Sidepass	←→

[WH/WT-7]

Pattern Provided by:  
*Dave Phillips*

Aug 4<sup>th</sup> 2011



4. LOPE POLES  
RIGHT LEAD

3. STOP, WALK OVER POLES  
INTO BOX, RIGHT 270 TURN  
WALK OUT

2. LOPE POLES  
LEFT LEAD

1. JOG AROUND  
CONES

5. STOP, BACK AROUND CONES  
TO GATE

6. RIGHT HAND ROPE GATE

7. JOG OVER POLES

START

FINISH

7. J

Aug

TRAIL

Aug  
4<sup>th</sup>  
Small  
Fry

III

